

HIC & PIT Count



2022

Athens-Clarke County, GA Housing Inventory Count & Point-in-Time Count Report

Housing Inventory Count & PIT Count Report Contents

**ABOUT THE HIC &
PIT COUNT**

Page 2

KEY TAKEAWAYS

Page 3

**HOUSING
INVENTORY
COUNT**

Pages 4-6

**POINT-IN-TIME
COUNT**

Page 7

DEMOGRAPHICS

Pages 8-9

SHELTERED PIT

Page 10

UNSHELTERED PIT

Pages 12-15



About the HIC & PIT Count

Housing Inventory Count (HIC) & Point-in-Time (PIT) Count Background & HUD Requirements:

The HIC and PIT Count are concurrent community-wide homeless data collection processes required by HUD. Each Continuum of Care (CoC) must plan, coordinate, and carry out the HIC and PIT Count annually, during a single night at the end of January. Due to high rates of COVID-19 cases in January, Athens-Clarke County (ACC) was approved to hold the 2022 HIC and PIT Count on Thursday, February 24th.

The PIT count is a count of sheltered and unsheltered people experiencing homelessness. Unsheltered homelessness is defined as residing in a place not meant for human habitation. Sheltered homelessness includes individuals staying in emergency shelter (ES) and transitional housing (TH).

The HIC is a point-in-time inventory of beds and units dedicated to serving people experiencing homelessness within a CoC. For permanent housing projects, individuals must be homeless at entry. Four project types are included in the HIC: Emergency Shelter; Transitional Housing; Rapid Re-housing (RRH); and Permanent Supportive Housing (PSH).

Key Takeaways

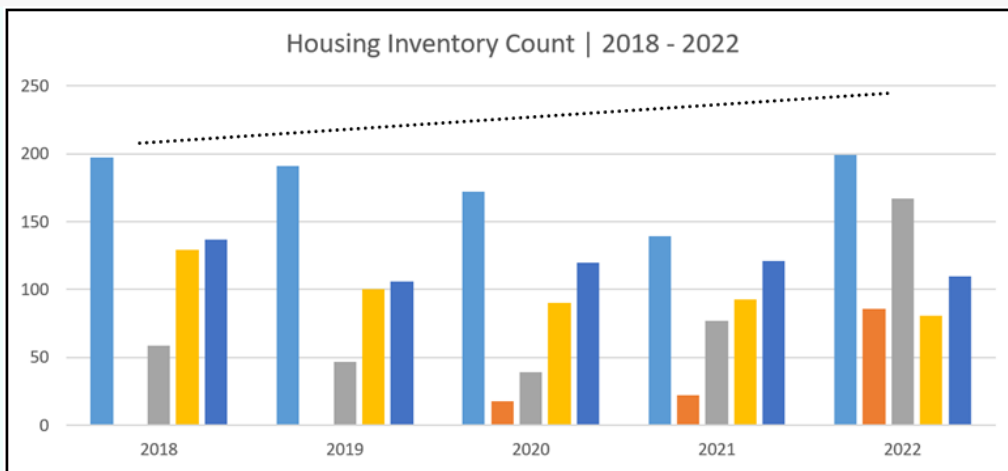
Housing Inventory Count

- Decrease in Permanent Supportive Housing
 - Capacity of PSH has been trending down since 2018
- Significant increase in Rapid Rehousing
 - 67% of beds are funded through time limited COVID relief funds
- Highest Emergency Shelter capacity reported
 - Hotel shelter contributed to the increase in beds
- Limited availability of shelter & housing for families
 - The homeless response system can only serve 86 families

Point-in-Time Count

- Unsheltered Homelessness is highest reported since 2017
- Greatest number of individuals experiencing Sheltered Homelessness in 10 years
- Racial disparities exist for Black/African American Households across the homeless response system
- Majority of individuals experiencing unsheltered homelessness have been homeless for over two years
 - 31% have been homeless 4 or more years

Housing Inventory Count



*Trendline is looking at total number of beds available in the homeless response system

	2018	2019	2020	2021	2022
Emergency Shelter	197	191	172	139	199
Transitional Housing	0	0	18	22	86
Rapid Rehousing	59	47	39	77	167
Permanent Supportive Housing	129	100	90	93	81
VA-Vash	137	106	120	121	110

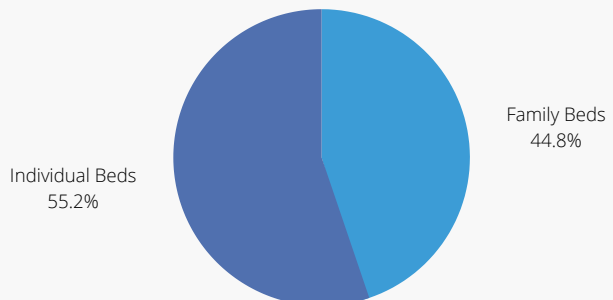
Household Type

The HIC looks at beds by household type, in ACC these include:

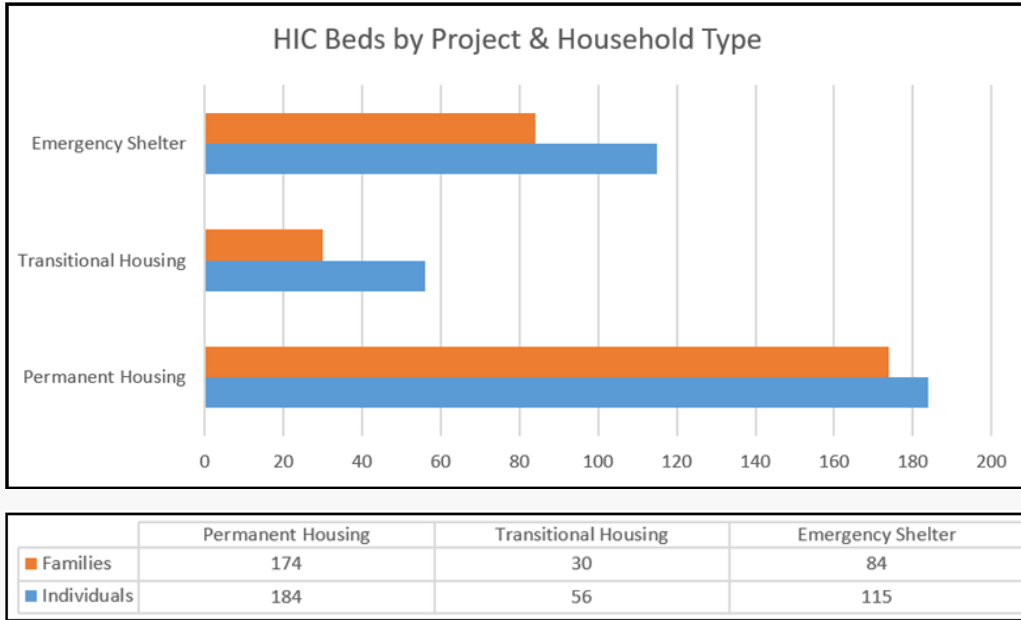
- Individuals | Households with one or more adults and no children
- Families | Households with at least one adult and one child

Across all project types, the 2022 HIC reported 355 individual beds and 288 family beds.

According to units reported on the HIC, family projects are able to serve a total of 86 families.



Housing Inventory Count



Sheltered Homelessness

Emergency Shelter

Offers temporary shelter (lodging) for the homeless in general or for specific populations of the homeless. Emergency Shelters operate in one of the two ways:

- Entry/Exit: Shelters which require an entry, a continuous stay, and an exit.
- Night-By-Night: Shelters which allow clients to enter and exit on an irregular basis and do not require a continuous stay.

Transitional Housing

Provides temporary lodging and is designed to facilitate the movement of homeless individuals and families into permanent housing within a specified period of time, but no longer than 24 months.

Permanent Housing

Rapid Rehousing

Provides supportive services and short-term (up to 3 months) or medium-term (3 to 24 months) rental assistance to help a homeless individual or family move as quickly as possible into permanent housing and achieve stability in that housing.

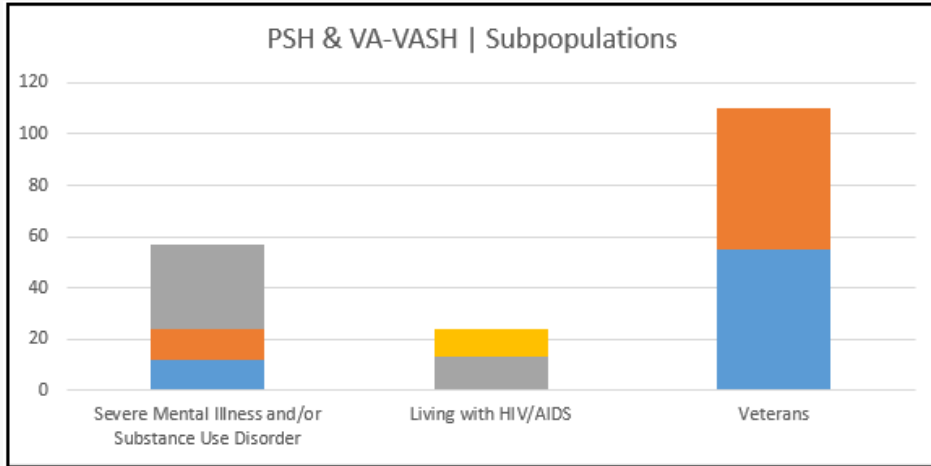
VA-VASH

Combines HUD's Housing Choice Voucher rental assistance for homeless Veterans with case management and clinical services provided by the Department of Veterans Affairs (VA).

Permanent Supportive Housing

Offers permanent housing and supportive services to assist homeless persons with a disability (individuals with disabilities or families in which one adult or child has a disability) to live independently.

Housing Inventory Count



	Severe Mental Illness and/or Substance Use Disorder	Living with HIV/AIDS	Veterans
Chronically Homeless Families	0	11	0
Chronically Homeless Individuals	33	13	0
Families	12	0	55
Individuals	12	0	55

HIC Highlights

EMERGENCY SHELTER

The 2022 HIC reports an increase in ES beds, after a decrease in 2021 due to COVID. 60 beds have been added since 2021 for a total of 199; this is a 27 bed increase from pre-COVID (2020).

TRANSITIONAL HOUSING

TH capacity has grown substantially over the past three years. TH beds increased from 0 in 2018 and 2019 to 86 beds this year. Inclusion of three existing TH projects contributed to the 64 bed increase in TH beds from 2021 to 2022.

RAPID REHOUSING

COVID relief funds allowed for an increase in RRH beds in 2021 and continued growth in 2022. Since 2021, an additional 55 family beds and 35 individual beds were provided.



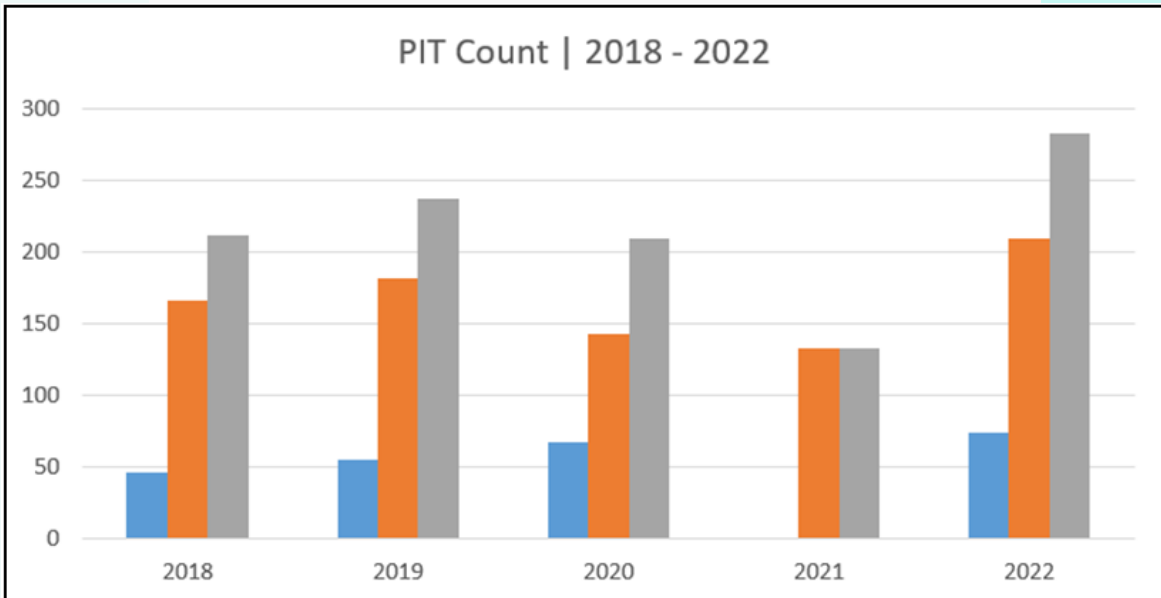
Point-in-Time Count

2022 HUD Point-in-Time Count

283	Total Individuals Experiencing Homelessness
74	- Individuals experiencing Unsheltered Homelessness
209	- Individuals experiencing Sheltered Homelessness

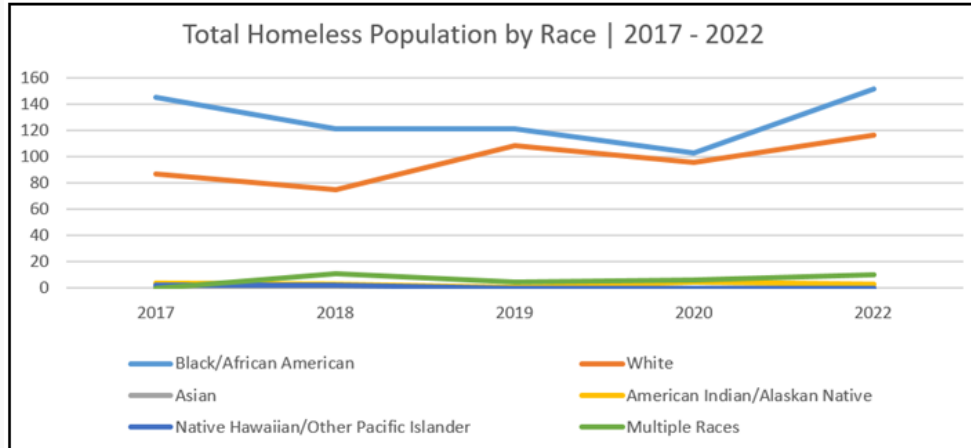
The 2022 PIT Count took place on Thursday, February 24, 2022. The Sheltered PIT Count was conducted by the ACCGov Housing & Community Development department in collaboration with local service providers. The Athens-Clarke County Homeless Coalition (ACCHC) led the Unsheltered PIT Count.

Note: The PIT Count does not capture the total number of individuals experiencing homelessness and should be considered a significant underrepresentation of unsheltered homelessness. There are limitations to the Unsheltered PIT Count including the 1-day duration of count, volunteer capacity, requirement to answer HUD questions, and the overall difficult of making contact with and engaging individuals experiencing homelessness. However, the PIT Count provides helpful information on the homeless population and is part of larger CoC-wide data collection efforts.



	2018	2019	2020	2021	2022
■ Unsheltered	46	55	67	0	74
■ Sheltered	166	182	143	133	209
■ Total	212	237	210	133	283

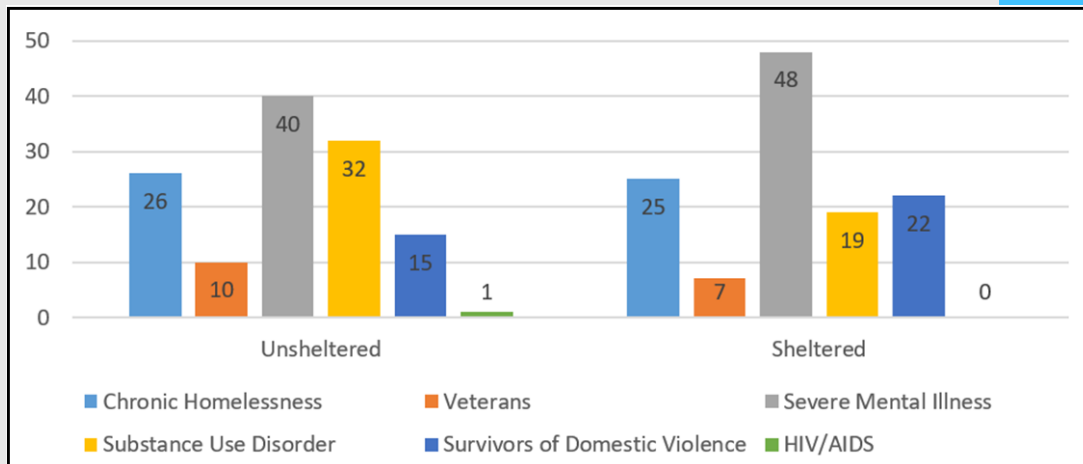
PIT Count Demographics



Racial Disparities in the ACC Homeless Population

Racial disparities have been consistently present in the ACC homeless population. When comparing the total homeless population by race, there is a significant disparity for Black/African American households. The ACC population is 28% Black/African American, but the homeless population is 54% Black/African American. This disparity is greatest in sheltered homelessness where 58% of those experiencing sheltered homelessness are Black/African American. The largest disparity is for Black/African American families who make up 70% of families experiencing homelessness. However, Black/African American Individuals are also overrepresented at 42% of the sheltered population and 40% of the unsheltered population.

Homeless Subpopulations

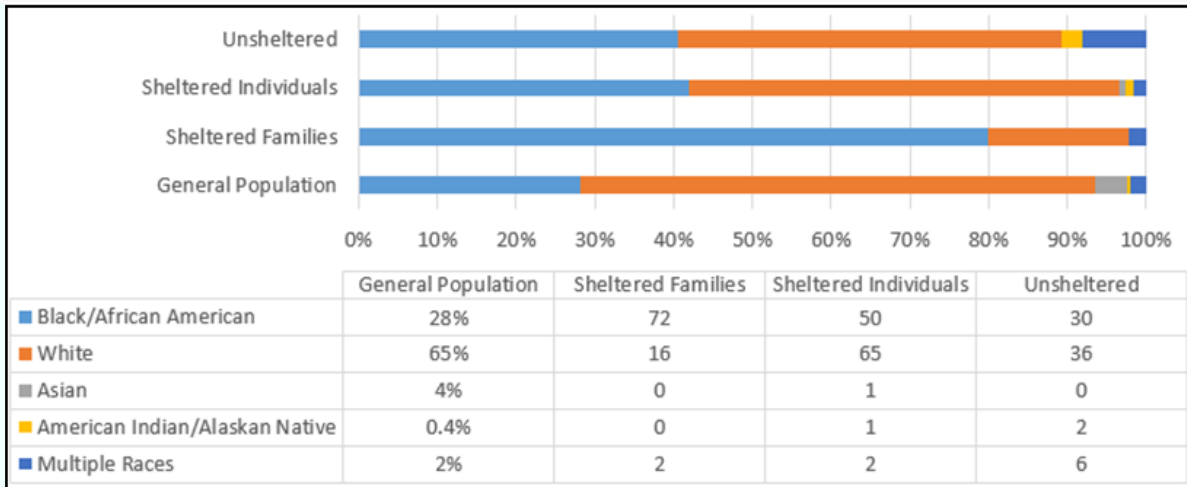


Chronic Homeless Definition:

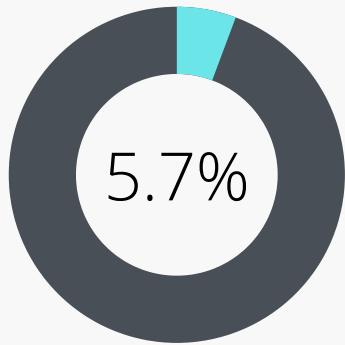
A person who:

- Is homeless and lives in a place not meant for human habitation or an emergency shelter; and
- Has been homeless and living or residing in a place not meant for human habitation or an emergency shelter continuously for at least 1 year or on at least four separate occasions in the last 3 years where the combined length of time homeless in those occasions is at least 12 months; and
- Has a disability

Race

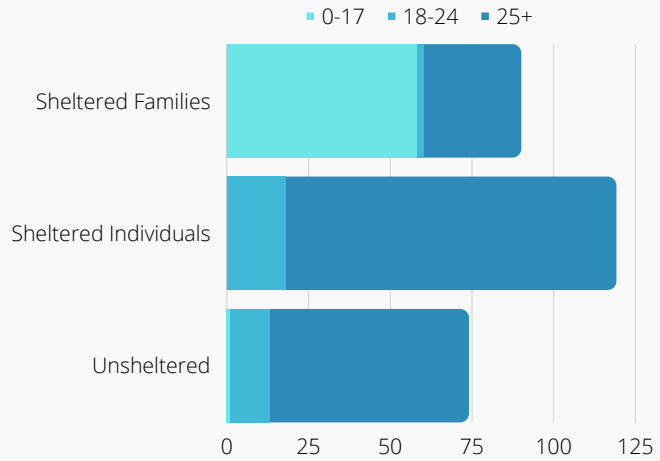


Ethnicity

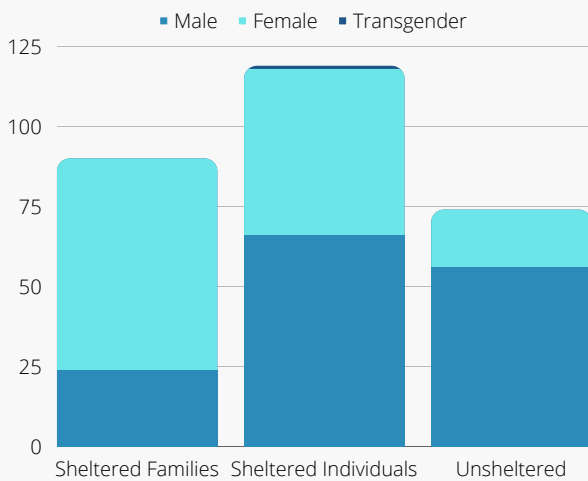


Hispanic/Latin(o)(a)(x)

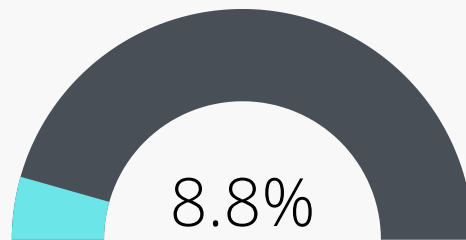
Age



Gender



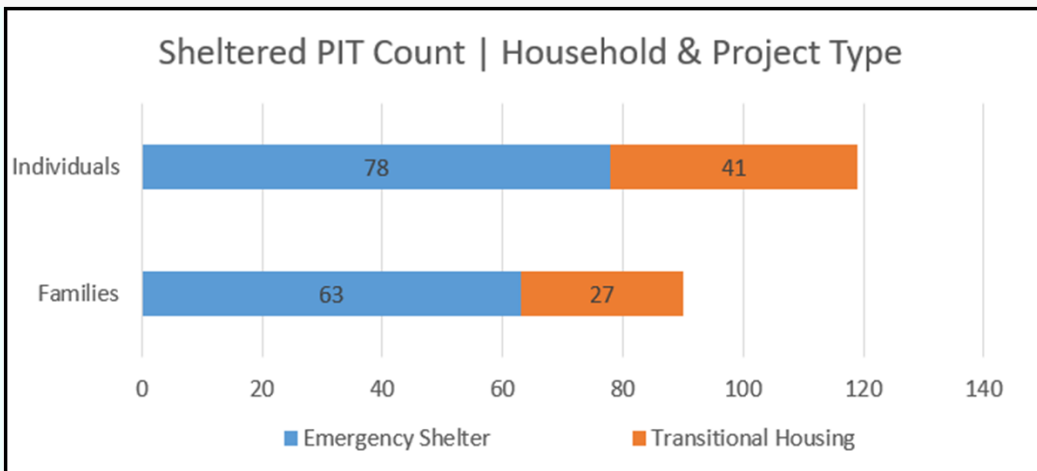
LGBTQ+



Unsheltered

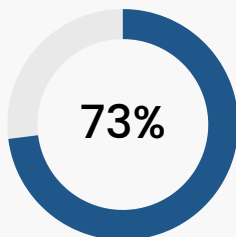
LGBTQ+ Identity was only collected for the Unsheltered PIT Count. The graph above reflects 6 of 68 respondents who identified as LGBTQ+. (6 individuals declined to answer).

Sheltered Point-in-Time Count



Sheltered Point-in-Time Count

209	Total Individuals Experiencing Sheltered Homelessness
119	- Individuals in Households with Only Adults
90	- Individuals in Households with Adults and Children (Families)

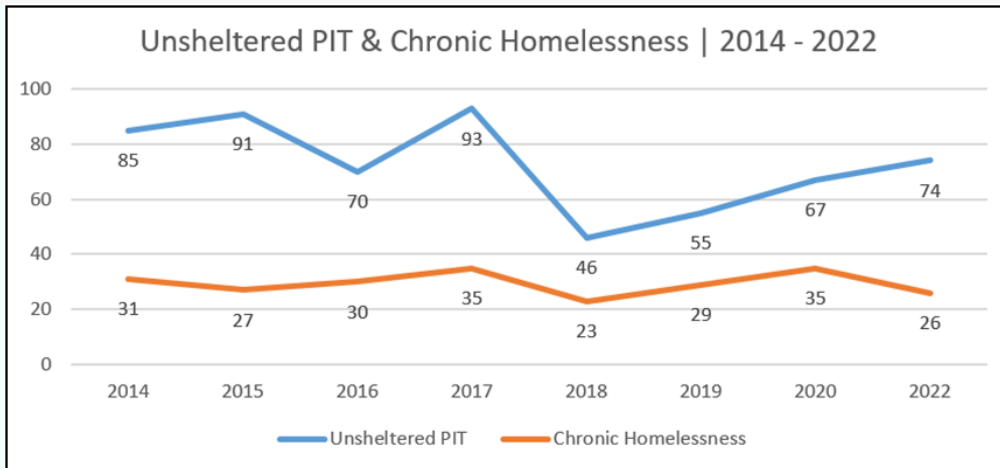


Utilization Rate

The Sheltered PIT reported that 209 of the total 285 emergency shelter (ES) and transitional housing (TH) beds were occupied the night of the count. This is an overall utilization rate of 73%.

- The utilization rate varied by household type at 70% for individuals and 79% for families.
- Utilization rate also differed by project type, ES had a utilization rate of 71%, while TH was 79%.

Unsheltered Point-in-Time Count



Unsheltered Point-in-Time Count

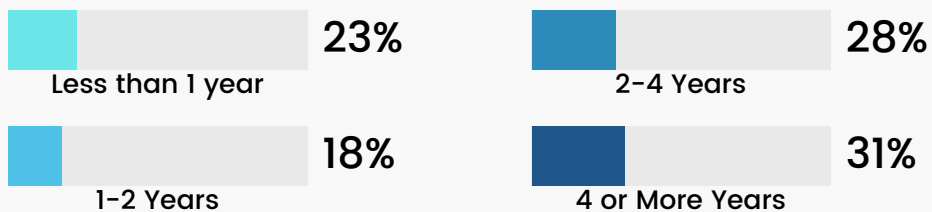
112 Total Individuals Experiencing Unsheltered Homelessness

74 - Individuals who completed the PIT Count Survey*

38 - Individuals identified as homeless, but declined to be surveyed

*Included in the official PIT Count Report to HUD

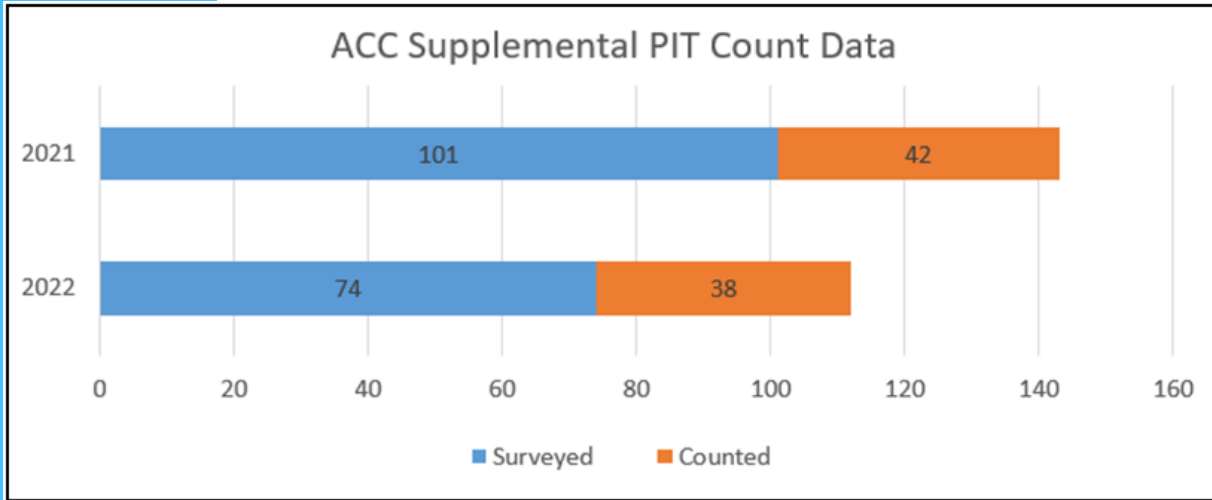
Length of Time Experiencing Homelessness



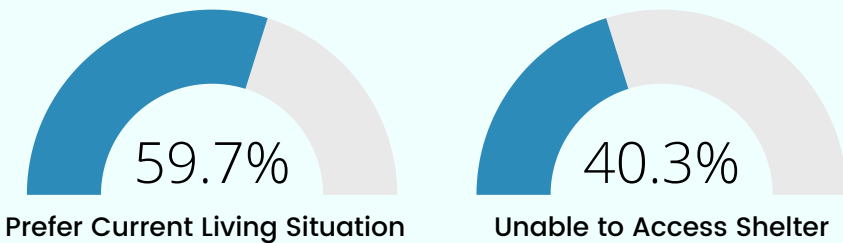
Unsheltered PIT Count

ACC Supplemental PIT Count

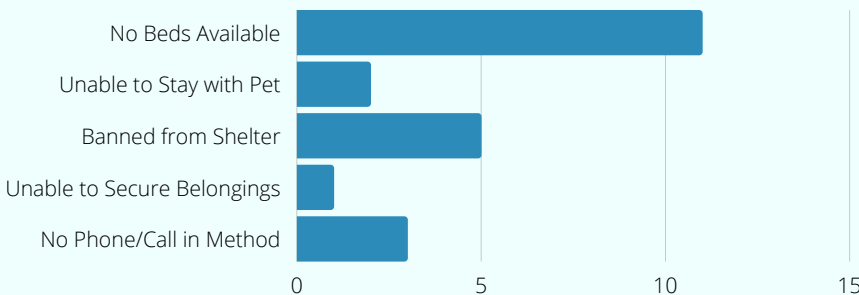
Athens-Clarke County received an exemption from the January 2021 Unsheltered PIT Count due to public health risk associated with the coronavirus pandemic. In order to get updated unsheltered homeless data, a supplemental PIT Count was conducted in July 2021, led by the ACCHC. The 2021 Unsheltered PIT Count used different methodology than HUD mandated PIT Counts. The 2022 PIT Count included a supplemental PIT number for individuals who identified as homeless, but did not complete the required HUD survey questions. This supplemental count allows for comparison to the 2021 Count and greater overall understanding of homelessness in ACC.



Preference | Current Living Situation or Shelter

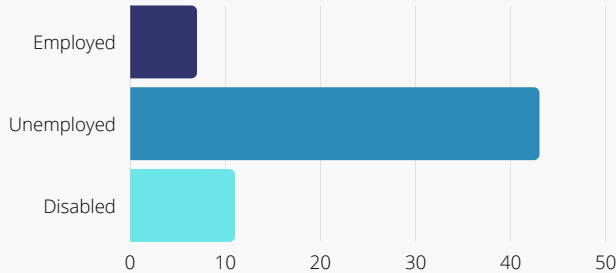


Barriers to Shelter



Unsheltered PIT Count

Employment



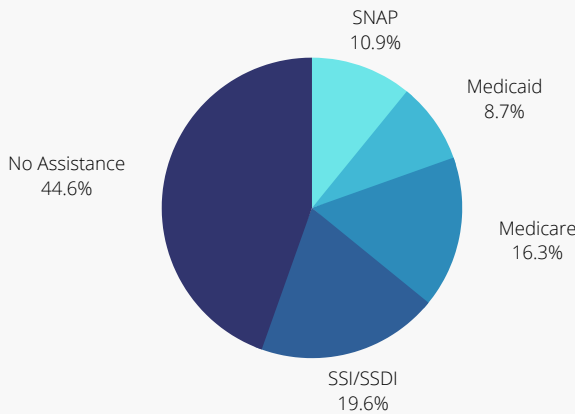
Employed:

- 81.8% of those who were employed are working part time (4), day labor (4), or looking for additional work (1).
- 2 individuals reported working full time

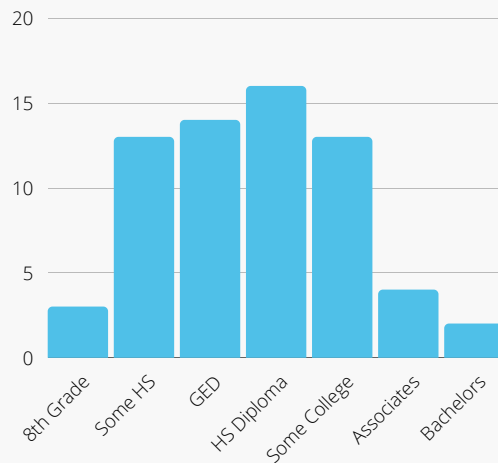
Unemployed:

- 76.7% of Individuals who were unemployed stated that they are actively looking.

Government Assistance



Education



COVID-19 & Homelessness

71.2%

Vaccinated for COVID-19

1 : 10

Approximately 1 in 10 (10%) say that COVID contributed to their current homelessness

32.3%

State that COVID has impacted their mental health and/or substance use

86.1%

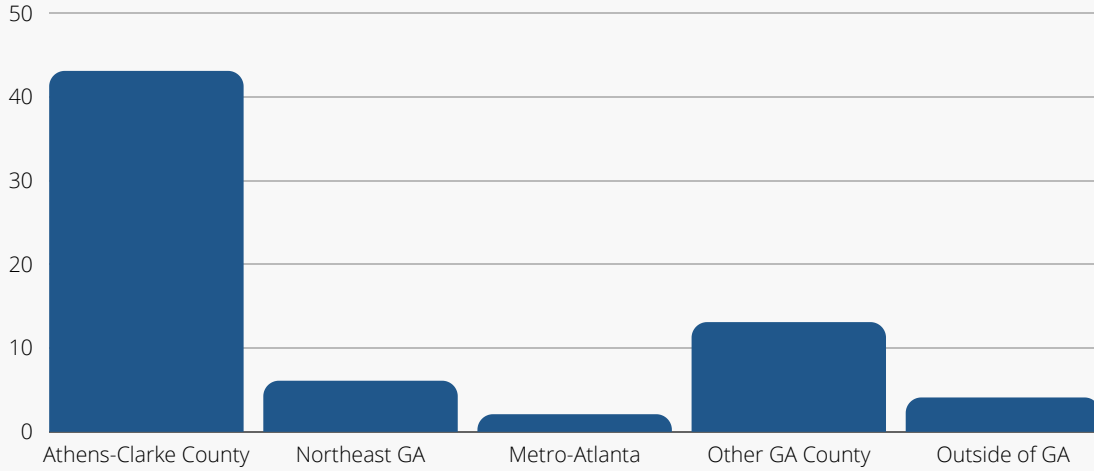
Spent the night before the PIT Count sleeping outside or in a tent. 9.7% stayed in a car/vehicle.

67.7%

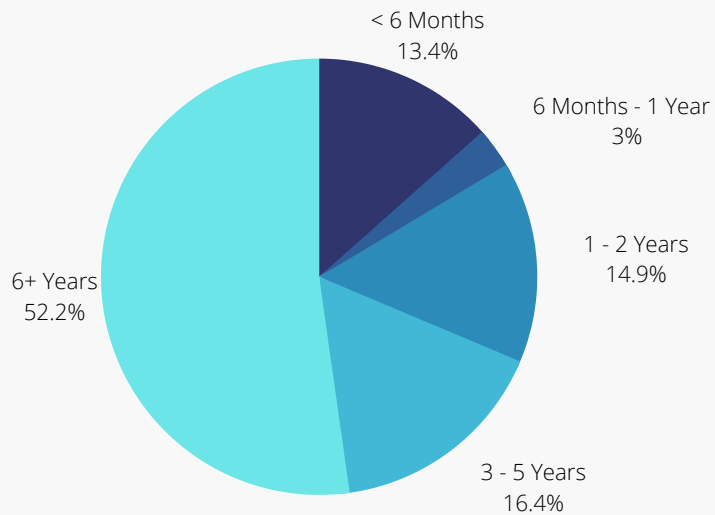
Get information on services/resources through word of mouth. 37.1% get referrals from homeless service agencies.

Unsheltered PIT Count

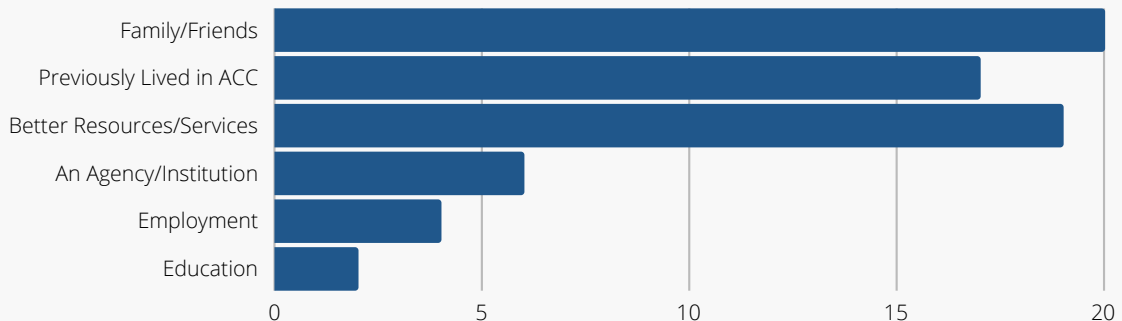
County of Last Permanent Residence



Length of time in Athens-Clarke County

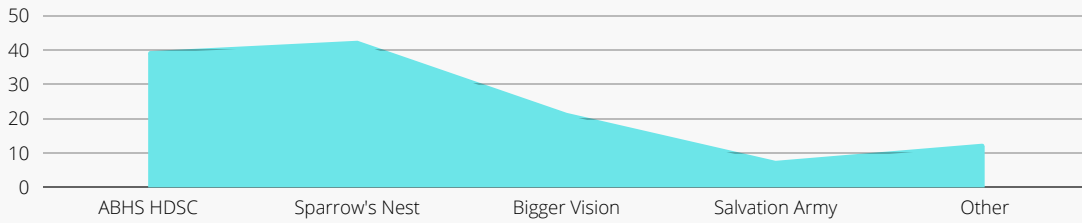


Reasons for coming to Athens-Clarke County



Unsheltered PIT Count

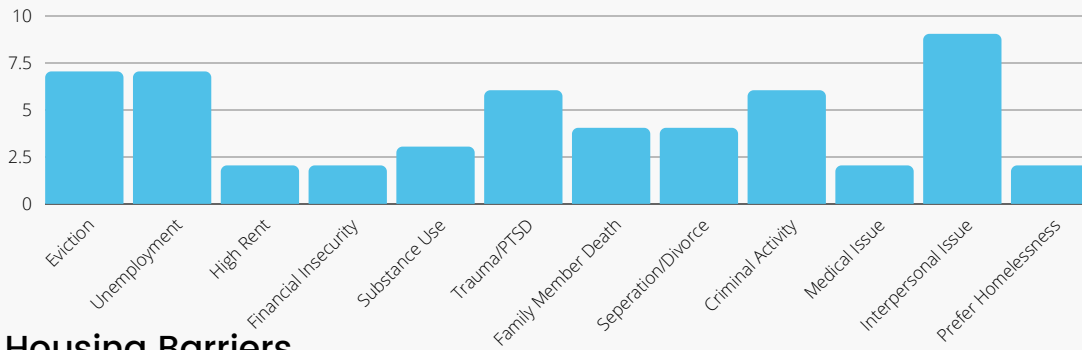
ACC Service Utilization



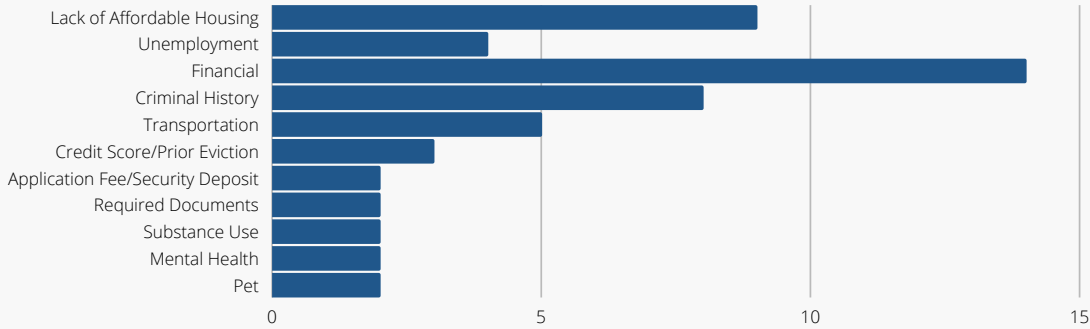
Narrative Questions:

Individuals surveyed in the Unsheltered PIT Count provided narrative responses on what led to their current homelessness and barriers to housing. The information below highlights the most common responses given.

Circumstances that Led to Current Homelessness



Housing Barriers



Completed by the ACC Housing & Community Development Department

Contact Information:



Paisley Stewart

Homeless Specialist, Housing & Community Development



Address

375 Satula Avenue Athens, GA 30601



Telephone

706-613-3155



Website

<https://www.accgov.com/394/Housing-Community-Development>

For more information on ACC homelessness and services please reach out to the Athens-Clarke County Homeless Coalition or visit their website:



Website

<https://endathenshomelessness.com>



Email

nega.homelesscoalition@gmail.com